

H Series Current Output Isolated Safety Barrier

→ Introductions

This isolated safety barrier converts the current signals from a safe area into current or voltage signals to a hazardous area. It allows transmission of HART communication signals. It is used to control field apparatus such as electrical convertor or valve positioner in the field areas.

The input, output, and power supply are galvanically isolated from each other. The main advantages of the isolated safety barrier are fast response, low dissipation and temperature stability. The LFD function of output short-circuit/line-break can be closed by the DIP switch on the front side.

→ Parameters

Explosive-proof grade: [Ex ia Ga] IIC

Power supply (13, 14):

Rated voltage: 18 V DC ~ 32 V DC (Recommended voltage: 24 V DC)

Input (8, 9; 11, 12):

Input signal: 0(4) ~ 20 mA; 0 ~ 10 mA (Please see the product label for details)

Input voltage drop: < 1.2 V

Output (1, 2; 4, 5):

Output current: 0(4) ~ 20 mA; 0 ~ 10 mA

Output voltage: 0(1) ~ 5 V; 0 ~ 10 V

Other signal types is required special customization, please see the product label for details.

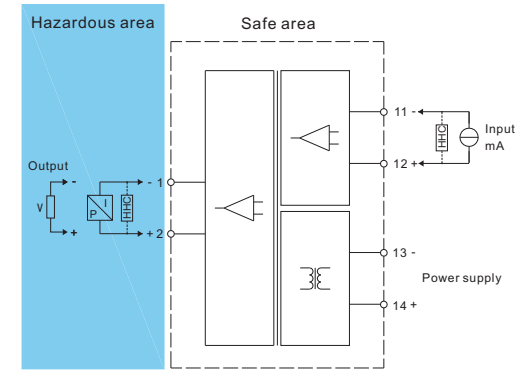
Load resistance:

0(4) ~ 20 mA: $\leq 800 \Omega$; 0 ~ 10 mA: $\leq 1.6 \text{ k}\Omega$

0(1) ~ 5 V: $\geq 1 \text{ M}\Omega$; 0 ~ 10 V: $\geq 2 \text{ M}\Omega$

Other load resistance is required special customization

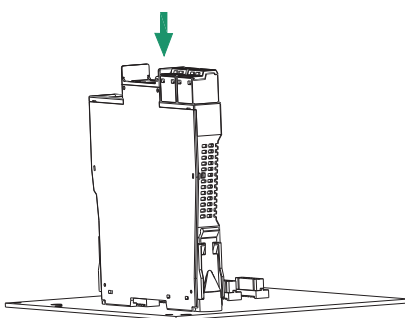
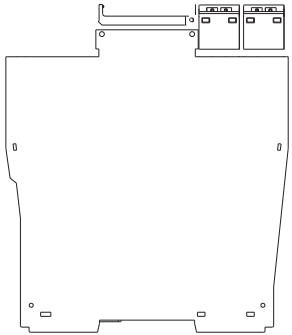
cu



NPEXB-HM3 D X X

The second output signal ^{note}
Default: null
The first output signal ^{note}
Double channel
Default: Single channel

Nanjing New Power Electric Co., Ltd.



- ①
- ②