

①		SP1:
		SP2:
		SP3:
		SP4:
		:
		:
	2	:
		:
		SET:
		▶

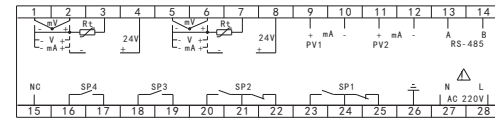
SP2		SP2
P2h		P1h
P2c	P2c=30	P1c
SP3		SP3
P3h		P1h
P3c	P3c=30	P1c
SP4		SP4
P4h		P1h
P4c	P4c=30	P1c
SLn	0 SP1~SP4 1	0
out	1 []	
odo	1(0)V	4(0)mA
ouP	5(10)V	20(10)mA
odo2	1(0)V	4(0)mA
ouP2	5(10)V	20(10)mA
UAd	1 1~247	
UCr	(AB)	1 + 8 + 1 A 0 1 B (bps) 0 2400 1 4800 2 9600 3 19200
End		SET

0~4		
5~10	1	()
11~15	2	
16~20	3	
21~30	4	

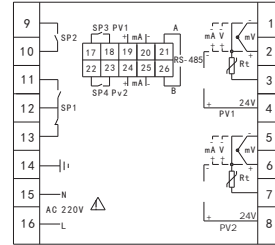
X	0	()
	1	()
	2	()
	3	()
	4	()
	5	()
X	0,1	
	2	X
	3	
X	0~9	X ()

X	0	0~10mA (0~5V 500Ω)
	1	4~20mA (1~5V 250Ω)
	2	0~20mA (0~10V 500Ω)
X	0	
	1	105%
	2	95%

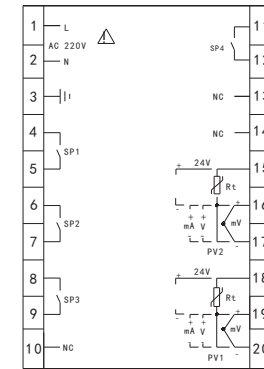
160×80 80×160 220V AC



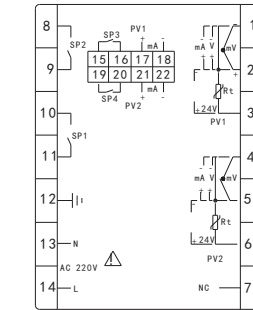
96×96 220V AC



96×48 48×96 220V AC



72×72 220V AC



24V DC
220V AC

220V AC	24V DC
L	+
N	-

→ 安装尺寸

(× ×) [mm]	[mm]
160×80×94	152 ^{+0.5} × 76 ^{+0.5}
80×160×94	76 ^{+0.5} × 152 ^{+0.5}
96×96×130	91 ^{+0.5} × 91 ^{+0.5}
96×48×112	91 ^{+0.5} × 44 ^{+0.5}
48×96×112	44 ^{+0.5} × 91 ^{+0.5}
72×72×112	67 ^{+0.5} × 67 ^{+0.5}

→ 常见故障处理

	1
	2
	1
	2
	3
	4
	1
	2
	3
	1
	2
	3

→ 注意事项

- 220V AC 24V DC
-
-